

Herontile



Slip-resistant, barefoot tiles designed to cover large areas seamlessly and easily.



With its click-together joining mechanism and PVC ramped edging, Herontile is perfect for large areas with lots of barefoot traffic.

Made from soft Ethylene Vinyl Acetate and standing at 15mm tall, the tiles are designed to deliver extra comfort and excellent drainage. The embossed surface provides a strong grip underfoot, while the anti-microbial and anti-fungal additives ensures excellent hygiene. This winning combination makes Herontile the ideal slip-resistant tiles for swimming pools, gyms and leisure centres.



Features:



Embossed surface




Elevated 15mm (5/8") height



Anti-microbial and anti-fungal additives



Tiles easily and securely click into place



Benefits:



Certified slip resistance (DIN 51097: C)




Excellent drainage



Excellent hygiene, easy to clean



Seamless coverage of large areas



Plastex Matting Inc.

120 55th St NE
Fort Payne, AL 35967
+1 256 845 7725

USA + UK manufactured matting products:
plastexmatting.com

Standard sizes:

Product	Herontile
Height	15mm (5/8")
Standard tile size	33 x 33cm (13" x 13")
Weight	4.5 kg/m ² (0.82 lb/sq.ft)

Tolerances:

	Height (+/- 0.5 mm)	Length (+/- 1 cm)
Herontile	15 mm	33 cm x 33 cm

All dimensions are nominal


Technical information:

Acoustic	Excellent sound absorption properties
Composition	Moulded Ethylene Vinyl Acetate (EVA)
Hygiene	Made from non-porous 100% Virgin EVA, which inhibits the growth of bacteria. BPR (EU Biocidal Products Regulation 528/2012): Contains Biocidal Products for improved performance. Anti-bacterial additive: Test JIS Z 2801:2000 Anti-fungal additive: Test method ASTM G21-09
Slip resistance	DIN 51097: C
Warranty	Four years. Visit our policies page for more information about warranties

Ancillaries:

> Herontile

EVA Herontile edging



Snap-on edging supplied in 33cm (13") lengths. Comes in dark grey and ocean blue. Size: 15mm x 7cm x 33cm (5/8" x 2 3/4" x 13")


Colours:




Beige



Light grey



Ocean blue



Light blue

More colours
available
upon request

Installation:

Herontile's interlocking system means installation is simple:

- Made from flexible PVC
- Supplied in tiles for quick installation
- Easy to cut to fit on site

Cleaning:

Regular cleaning will maintain both the effectiveness and lifespan of Herontile.

Herontile has both anti-bacterial and anti-fungal additives to protect against fungal and bacterial contamination, but regular cleaning is also recommended to remove light grease and oils, food fat, wax and acrylic polishes.

PREPARATION

Check the tiles are free from any loose items like rubbish and clothing fibres.

HAND CLEANING

Regular hand cleaning should be done as required, using an [alkaline cleaning fluid](#) as per the manufacturer's instructions. The tiles can be cleaned in position – simply apply the cleaning solution with a sprayer or mop and allow to penetrate any grease or dirt. You can then use a stiff deck brush to work the cleaning fluid into the surface dirt. Allow to soak before rinsing with clean water.

If you're deep cleaning or cleaning the flooring below, the tiles should be lifted up. They shouldn't be folded or pulled, as this will damage them over time.

MACHINE CLEANING

How frequently you machine clean will depend on how much traffic the area gets. Spray the surface with the alkaline solution and then, using a cylindrical brush machine, clean the top surface in the direction of the top ribs. If there's an etched pattern on the top ribs where dirt can easily collect, make additional cross passes to ensure a thorough clean.

STEAM CLEANING

Any type of steam cleaner can be used. Good results have been obtained with nozzle pressure of approximately 6894.8 kN/m² p.s.i. (1000 lbs) and water temperature of approximately 100°C. Cleaning fluid should be diluted according to the manufacturer's recommendation.

[Download these cleaning instructions.](#)